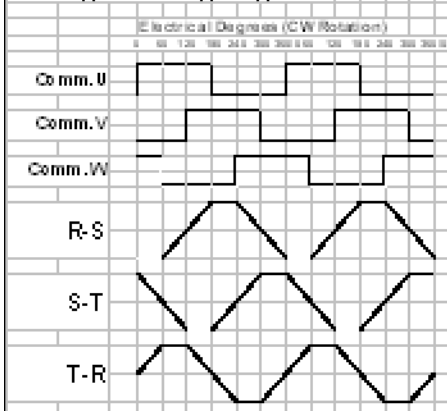
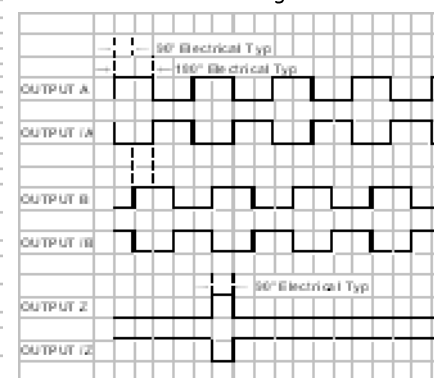


MOTOR CHARACTERISTICS @25°C			
	TOL.	UNITS	VALUE
MAX. OPERATING SPEED (S _{nl})	MAX.	R.P.M.	6000
CONTINUOUS TORQUE (T _c)	MAX.	LB-IN	17
PEAK TORQUE (T _p)	MAX.	LB-IN	60
TORQUE SENSITIVITY (K _t)	±10%	LB-IN/AMPS	3.85
BACK EMF CONSTANT (K _e) (L-L, Pk.)	±10%	V/K R.P.M.	48
D.C. RESISTANCE (R _t) (L-L)	±10%	OHMS	5.0
INDUCTANCE (L) (L-L)	±15%	mH	5.5
DAMPING TORQUE (T _d)	NOM.	LB-IN/KRPM	.03
FRICITION TORQUE (T _f)	NOM.	LB-IN	.15
ROTOR INERTIA (J _a)	NOM.	LB-IN-SEC ²	.0005
WINDING TEMPERATURE	MAX.	°C	125
WEIGHT	NOM.	LBS	6
NUMBER OF MOTOR POLES	NOM.		8

120 Degree Timing Diagram



Encoder Timing



REVISIONS

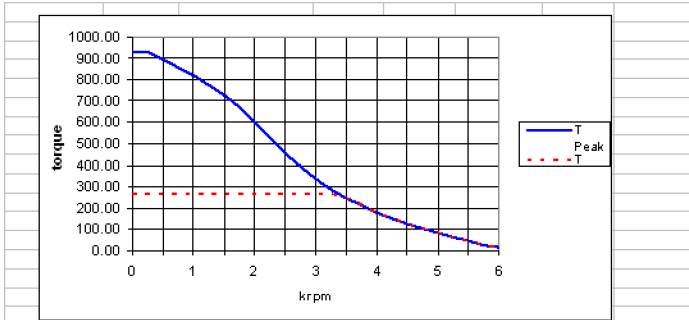
REV	DESCRIPTION	DATE
P1	Preliminary	04/01/11
P2	Revised and added data	12/07/11
P3	Added pinout and thermostat data	12/14/11

Feedback Connector

Pin	Function
A	Therm
B	Therm
C	V
D	Z
E	/Z
F	A
G	/A
H	GND
J	N.C.
K	+5V
L	N.C.
M	U
N	B
P	/B
R	W
S	N.C.
T	N.C.
U	N.C.
Y	N.C.

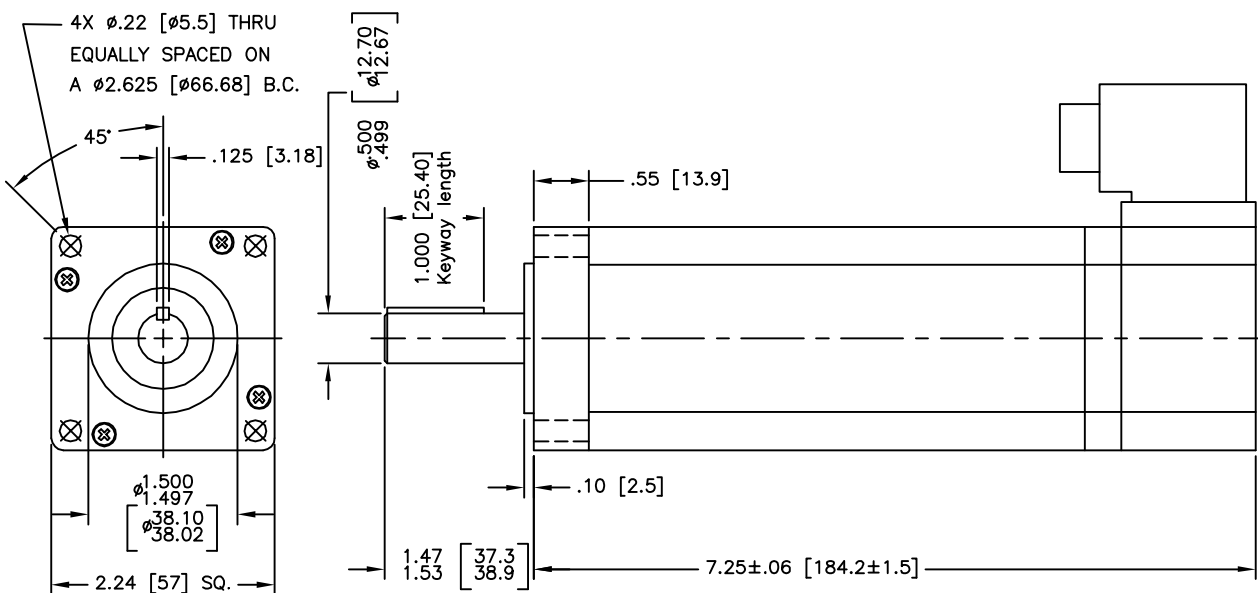
Motor Connector

Pin#	Function
1	Phase R
2	Phase S
3	Phase T
4	Case Gnd

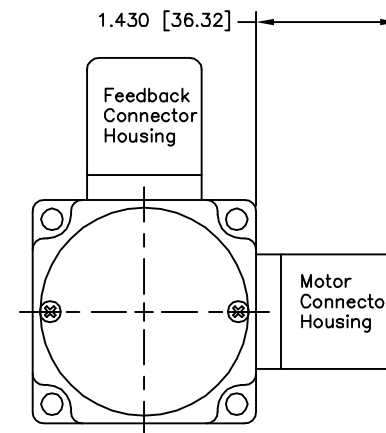


Calculated performance with 300v Bus, 4.4A cont, 15.6A Pk.

NOTE: Snap action thermostat embedded in motor winding. Normally closed, opens at 135°C



Note: Connectors not shown in this view.



DIMENSIONS: INCHES [MILLIMETERS]

TruTech Speciality Motors

TITLE		MT0574k48-E1000B	
TOLERANCES ON DECIMALS	XX ±.010 [0.25]	XXX ±.005 [0.13]	ANGLES ±1/2°
NUMBER	53-0129-ES		
SCALE	1:1	SHEET	1 of 1